

**IGLU'**  
smart

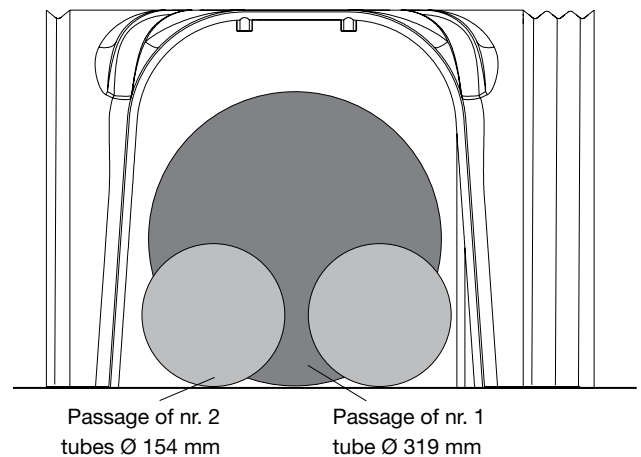
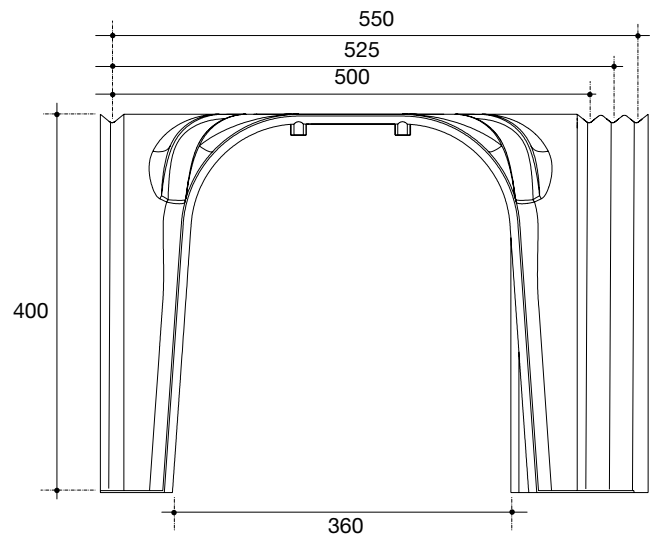
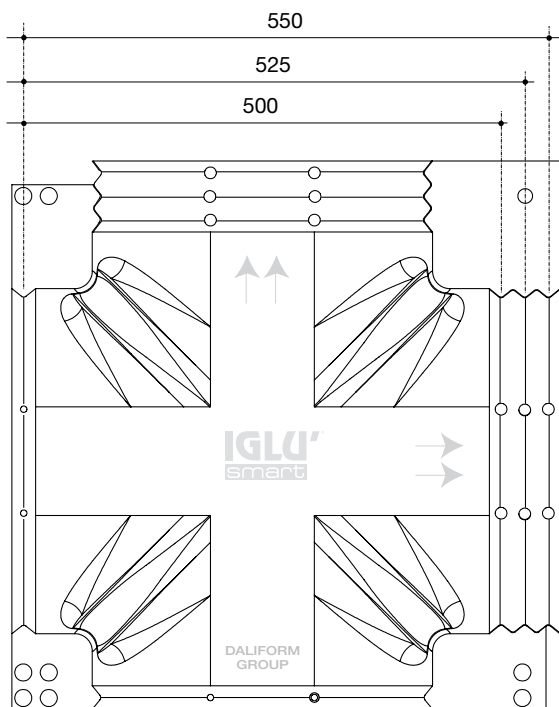
**H 40 cm**



**Disposable, horizontally adjustable formworks  
for creating ventilated cavities**

Ventilated under-floor cavities for civil and industrial buildings that are being built new or reconstructed. - Urban infrastructures: squares, sidewalks, sports facilities. - Creation of an intermediate slab or roofing for cavities used for ventilation and the passage of systems. - Rooms used for humidity and temperature control: drying cells, cold rooms, greenhouses, storage rooms and cellars. - Underground pipes for the passage of utilities. Inspectionable cavities and pits. - By filling it in simply with expanded clay, it can be used to create roof-top gardens. - Underground ducts for the dispersion of water and for drainage. - Overhead sidewalks for passenger loading and unloading or the creation of floating floors. - Levelling height.

Made in ALAPLEN® CP30



The images are only for examples.  
Recyclable material is allowed a size tolerance of  $\pm 1,5\%$ .

## HYPOTHESIS OF SIZING FOR ULS

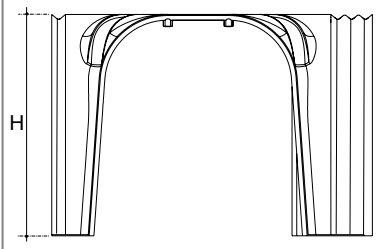
## IGLU'® SMART h 40 cm

Formwork position	Function	Accidental load	Slab thickness	Slab reinforcement	Lean concrete thickness	Max. pressure on lean concrete	Max. pressure on soil
cm		kg/m <sup>2</sup>	cm		cm	kg/m <sup>2</sup>	kg/m <sup>2</sup>
55 x 55	Residential building	500	4	Ø5 / 20x20	5	1,10	0,42
	Public and commercial building	1.000	5	Ø6 / 20x20	5	1,90	0,73
	Light industrial buildings	2.000	7	Ø8 / 20x20	10	3,51	0,71
	Medium industrial buildings	5.000	8	Ø8 / 20x20	15	8,13	1,00
	Heavy industrial buildings	10.000	10	Ø10 / 20x20	15	15,86	1,91
52,5 x 52,5	Residential building	500	4	Ø5 / 20x20	5	1,82	0,53
	Public and commercial building	1.000	5	Ø6 / 20x20	5	3,22	0,92
	Light industrial buildings	2.000	7	Ø8 / 20x20	10	5,99	0,81
	Medium industrial buildings	5.000	8	Ø8 / 20x20	15	14,02	1,10
	Heavy industrial buildings	10.000	10	Ø10 / 20x20	15	27,40	2,11
50 x 50	Residential building	500	4	Ø5 / 20x20	5	3,08	0,64
	Public and commercial building	1.000	5	Ø6 / 20x20	5	5,50	1,13
	Light industrial buildings	2.000	7	Ø8 / 20x20	10	10,37	0,90
	Medium industrial buildings	5.000	8	Ø8 / 20x20	15	24,36	1,16
	Heavy industrial buildings	10.000	10	Ø10 / 20x20	15	47,73	2,24

The table expresses, starting from the various examples of overload and of thickness (to be given to the slab), the pressures that would be applied to the feet of the structure, in relation to the (eventual) thicknesses of the lean concrete. The overload hypotheses are indicated in table as an example; the actual load capacity is far superior. To know the exact values or sizing as shown in the project, contact the technical department.

## TECHNICAL DATA

### IGLU'® SMART H 40 cm

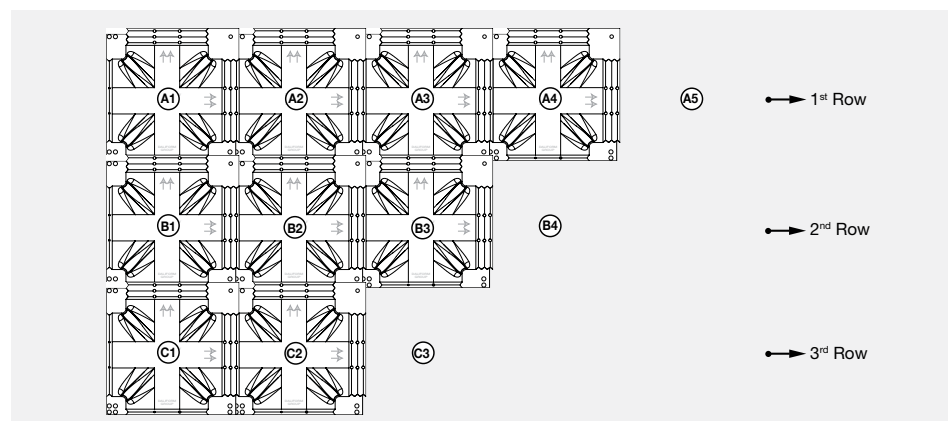
	Dimensions* (formwork position)	cm	55 x 55	52,5 x 52,5	50 x 50
	Quantity of concrete to the crown**	m <sup>3</sup> /m <sup>2</sup>	0,053	0,044	0,036
	Piece weight	kg	2,282	2,282	2,282
	Pallet dimensions***	cm	120 x 120 x 258	120 x 120 x 258	120 x 120 x 258
	M <sup>2</sup> pallet	m <sup>2</sup> /PAL	115	105	95
	Pieces per pallet***	pcs/PAL	380	380	380
	Pallet weight***	kg/PAL	881	881	881


\* Recyclable material is allowed a size tolerance of  $\pm 1,5\%$ .

\*\* The volume may vary depending on the pouring condition and the tolerance of the material.

\*\*\* For production necessity the technical data can be change.

## DRY ASSEMBLY METHOD




 To ensure a correct installation and perfectly created under-floor cavity please refer to the product's usage requirements.

The Technical Department is available to provide planning support both in the preliminary and in the executive phase to determine the technical characteristics of the structures, the related construction costs and perform comparative analyzes with alternative technical solutions. Upon request, it is also possible to take advantage of technical assistance on site.

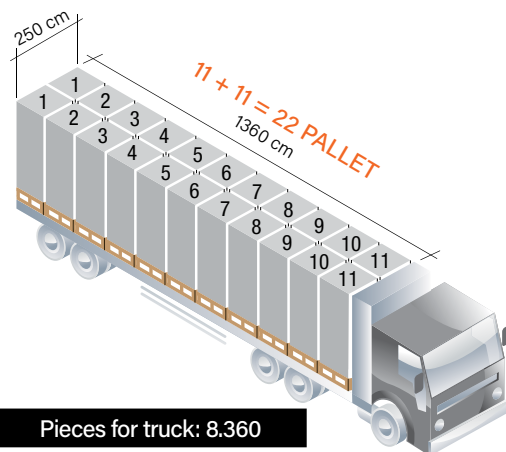
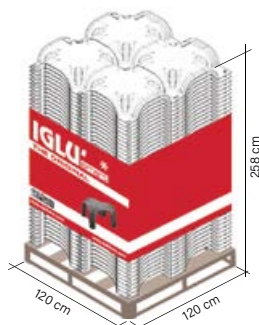
**Dry-stone time-exposure of IGLU'®: 80 m<sup>2</sup>/h**

## TECHNICAL PACKING AND TRUCKING



1 pallet: 4 piles of 95 pieces

Pieces for pallet: 380



Pieces for truck: 8.360

## LABELLING

Each pallet is identified with:



A coloured band containing:  
the brand, a type image of the product,  
the Company name, the website and  
any warnings.



A label with the following informations: product's  
name and code, quantity, Certificate of the  
Environmental Compatibility, date of production, shift  
of production, n° of the worker, production line batch.

## CREDITS

- BBA;
- Declaration of Performance Conformity;
- Hygienic certificate;
- Rupture load tests;
- Certificate of Environmental Compatibility (CCA).

The product does not fear the weather and can be stored outside. Take the utmost care to prevent the product from being deformed or overstressed during the unloading, storage and assembly. In case of disposal the product is totally recyclable.