

u-boot[®] beton

H.32 cm DOUBLE



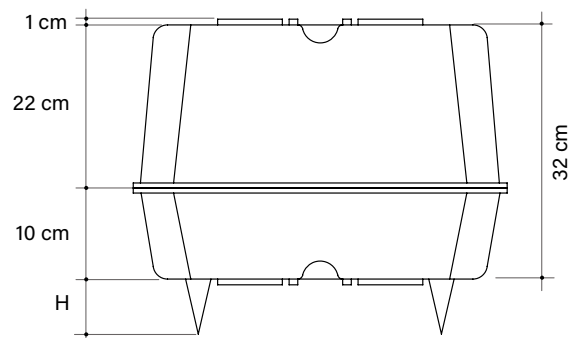
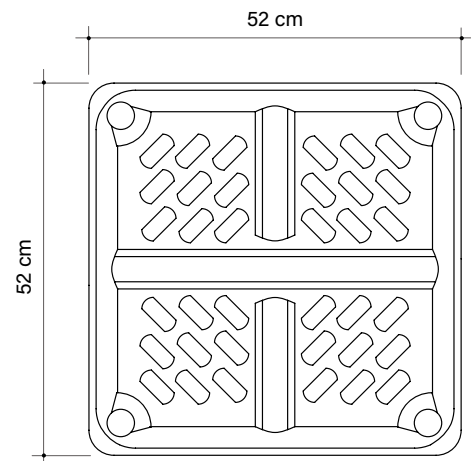
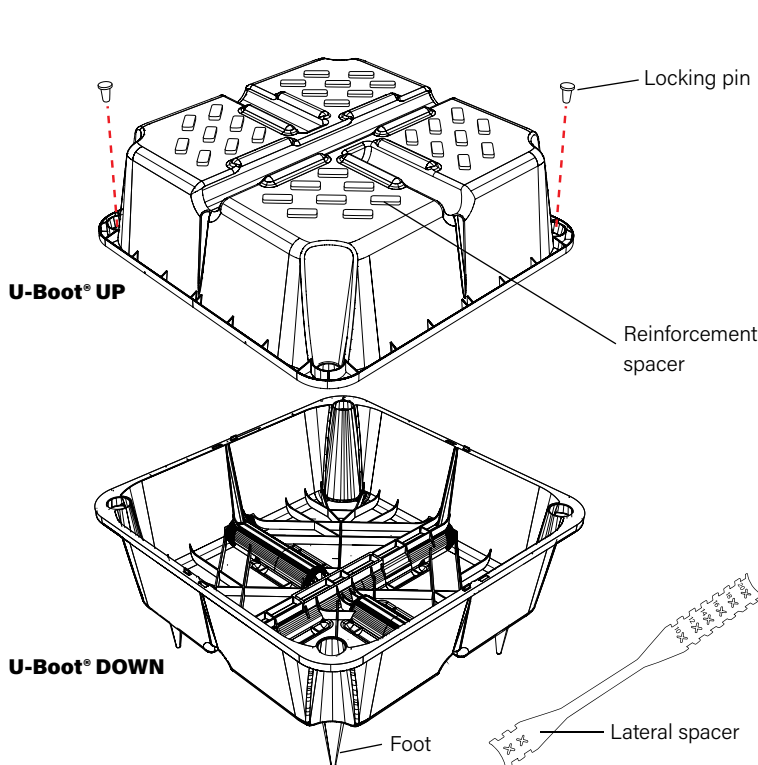
Made of ALAPLEN® CV30

Disposable formwork for the formation of bidirectional voided slabs (or foundation slabs).

This technology allows the easy formation of slabs with large spans and for heavy loads, with a completely flat soffit, as well as with the beams or the capitals of the structural grid contained within the thickness of the slab.

The formwork, immersed in the concrete casting, realizes a grid of perpendicular joists, closed, on top and bottom, by a flat plate. All of the stress should be transferred directly on the pillars, around which a full-concrete zone should be left.

U-Boot® Beton is the ideal solution for creating slabs with a large span and/or great load-bearing capacity: it is particularly suited for structures that require considerable open spaces, such as executive, commercial and industrial buildings as well as public, civil and residential structures. It allows a greater irregularity in the distribution of the pillars, not requiring the construction of beams.



The two locking pins confer greater safety seal between the two halves. They should be inserted, optionally, in the corresponding seats, at two opposite corners.

The images are by way of example: in particular, the coupling can also be achieved by reversing the order of the two halves, or (if available) by using two halves of the same height, or two halves of different heights from those represented; the reinforcement spacers might have different shapes and positioning. Recyclable material is allowed a size tolerance of $\pm 1,5\%$.

kg 3,277 Average piece weight

m³ 0,0700 Piece volume

Installation times for double U-Boot® Beton: 15 m²/h

PARAMETER AND CONSUMPTION TABLE

Feet H cm	Spacers H cm	Joist width cm	Joist centre distance cm	U-Boot® incidence	Concrete saving* m³/pcs	Concrete saving* m³/m²	Concrete consumption m³/m²
0-5-6-7-8-9-10-15	1	10	62	2,60	0,0700	0,182	0,138
0-5-6-7-8-9-10-15	1	12	64	2,44	0,0700	0,171	0,149
0-5-6-7-8-9-10-15	1	14	66	2,30	0,0700	0,161	0,159
0-5-6-7-8-9-10-15	1	16	68	2,16	0,0700	0,151	0,169
0-5-6-7-8-9-10-15	1	18	70	2,04	0,0700	0,143	0,177
0-5-6-7-8-9-10-15	1	20	72	1,93	0,0700	0,135	0,185

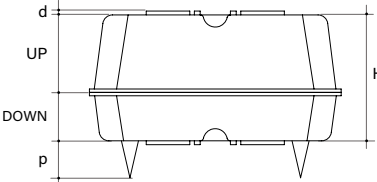
*As well as saving of concrete, the weight of the building will be lower (since the foundations and the structural grid are leaner).

The Technical Office is available to provide planning support both in the preliminary and in the executive phase to determine the technical characteristics of the structures, the related construction costs and perform comparative analyzes with alternative technical solutions. Upon request, it is also possible to take advantage of technical assistance on site.

TECHNICAL DATA

U-BOOT DOUBLE H 32 cm

The matching is possible even by inverting the order of the two parts (if available) with two of the same height or with two parts with different heights from those represented.


	Working dimensions*		cm	52 x 52
	Height H (UP+DOWN)*		cm	32
	Foot height p		cm	0-5-6-7-8-9-10-15
	Spacer height d		cm	1
	Piece volume**		m³	0,0700
	UP H 22 cm	Pallet dimensions***	cm	110 x 110 x 253 h
		Pallet pieces***	pcs/PAL	440
		Pallet weight***	kg	841
	DOWN H 10 cm	Pallet dimensions***	cm	110 x 110 x 247 h
		Pallet pieces***	pcs/PAL	720
		Pallet weight***	kg	1.017

* Recyclable material is allowed a size tolerance of $\pm 1,5\%$.


** The volume may vary depending on the pouring condition and the tolerance of the material.

*** For production necessity the technical data can be change.

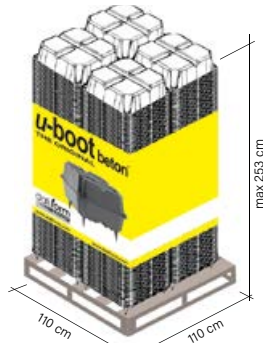
TECHNICAL PACKING AND TRUCKING



UP



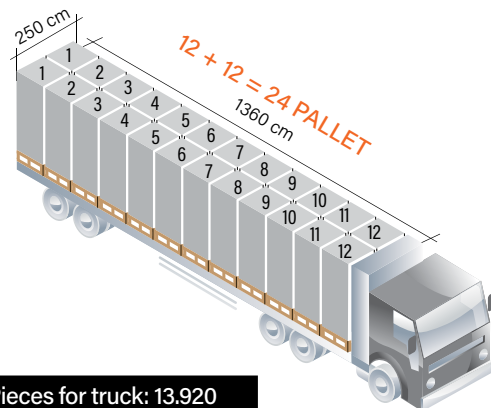
DOWN



max 253 cm

110 cm

110 cm



1 pallet: 4 piles da 110 pieces

Pieces for pallet: 440

1 pallet: 4 piles da 180 pieces

Pieces for pallet: 720

Pieces for truck: 13.920

LABELLING

Each pallet is identified with:




dali form
GROUP

Building Innovation

www.daliform.com

www.daliform.com

A coloured band containing:
the brand, a type image of the product,
the Company name, the website and
any warnings.



A label with the following informations: product's
name and code, quantity, Certificate of the
Environmental Compatibility, date of production, shift
of production, n° of the worker, production line batch.

CREDITS

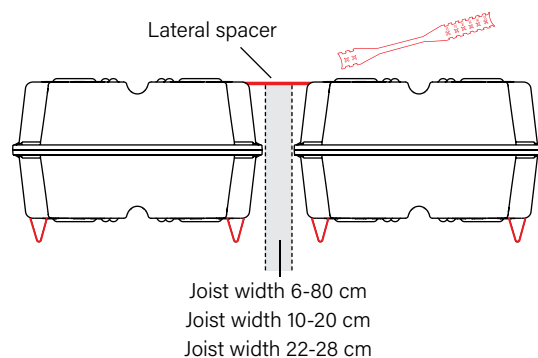
- Fire Resistance Certificate REI 180;
- Avis Technique;
- Certification of a Load Test on an Attic with U-Boot® Beton;
- Acoustic test according to the standard UNI EN ISO 140-6 - Laboratory measurements of the insulation footstep noise;
- Acoustic test according to the standard UNI EN ISO 140-3 - Laboratory measurements of the insulation of air-borne noise from building elements;
- Rupture load tests;
- Certificate of Environmental Compatibility (CCA).

The product does not fear the weather and can be stored outside. Take the utmost care to prevent the product from being deformed or overstressed during the unloading, storage and assembly. In case of disposal the product is totally recyclable.

LATERAL SPACER



		6-8 cm	10-20 cm	22-28 cm
Length	cm	30	41,5	50
Average piece weight	kg/pcs	0,029	0,044	0,047
Pieces per box	pz	500	400	300



ACCESSORIES

UNMOVABLE FOOT from H.05 to H.20 cm



Useful size	H cm	from	05	to	20
Average piece weight	kg	from	0,014	to	0,048

To assemble individually, NOT above the existing.

