

# u-boot<sup>®</sup> beton<sup>®</sup> cone

## H.30 cm SINGLE



Made of ALAPLEN® CV30

**Disposable formwork for the formation of bidirectional voided slabs (or foundation slabs).**

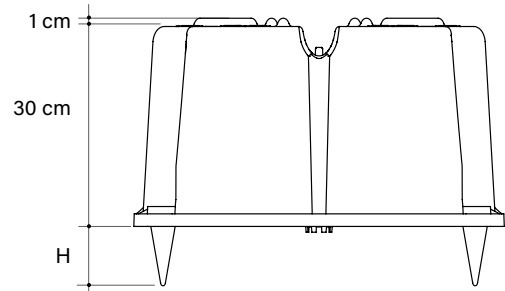
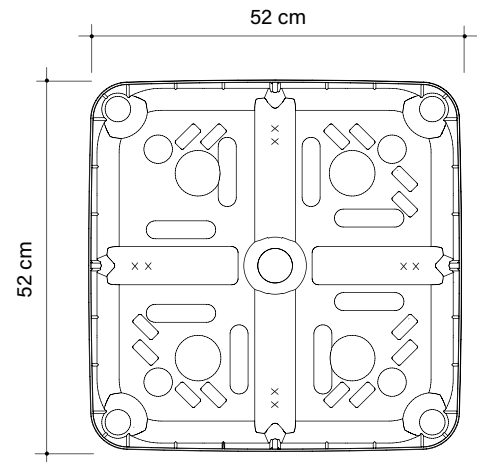
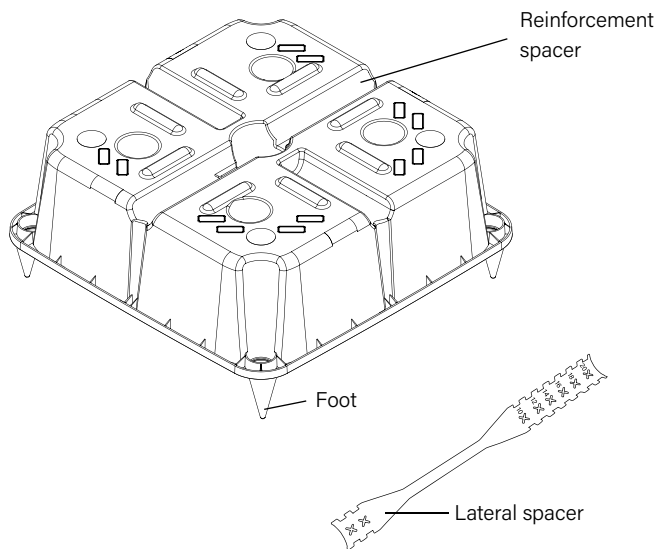
This technology allows the easy formation of slabs with large spans and for heavy loads, with a completely flat soffit, as well as with the beams or the capitals of the structural grid contained within the thickness of the slab. The formwork, immersed in the concrete casting, realizes a grid of perpendicular joists, closed, on top and bottom, by a flat plate. All of the stress should be transferred directly on the pillars, around which a full-concrete zone should be left.

U-Boot® Beton Cone is the ideal solution for creating slabs with a large span and/or great load-bearing capacity: it is particularly suited for structures that require considerable open spaces, such as executive, commercial and industrial buildings as well as public, civil and residential structures.

It allows a greater irregularity in the distribution of the pillars, not requiring the construction of beams.

U-Boot® Beton Cone is provided with a central cone that facilitates the execution operations. In fact, it allows:

- a visual check of the completion of the lower slab;
- a better yield of the exterior finishing of the intrados;
- the decrease of the lifting force during casting;
- a greater resistance to walkability;
- the air vent.



*The images are only for examples: reinforcement spacers can have different shapes and positions. Recyclable material is allowed a size tolerance of  $\pm 1,5\%$ .*



**2,250**

Average piece weight



**m³ 0,0611**

Piece volume

**Installation times for single U-Boot® Beton Cone: 35 m²/h**

## PARAMETER AND CONSUMPTION TABLE

## U-BOOT® CONE single h 30 cm

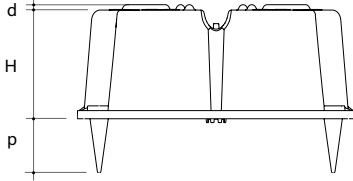
Feet H cm	Spacers H cm	Joist width cm	Joist centre distance cm	U-Boot® incidence	Concrete saving* m³/pcs	Concrete saving* m³/m²	Concrete consumption m³/m²
0-5-6-7-8-9-10..15	1	10	62	2,60	0,0611	0,159	0,141
0-5-6-7-8-9-10..15	1	12	64	2,44	0,0611	0,149	0,151
0-5-6-7-8-9-10..15	1	14	66	2,30	0,0611	0,141	0,159
0-5-6-7-8-9-10..15	1	16	68	2,16	0,0611	0,132	0,168
0-5-6-7-8-9-10..15	1	18	70	2,04	0,0611	0,125	0,175
0-5-6-7-8-9-10..15	1	20	72	1,93	0,0611	0,118	0,182

\*As well as saving of concrete, the weight of the building will be lower (since the foundations and the structural grid are leaner).

The Technical Office is available to provide planning support both in the preliminary and in the executive phase to determine the technical characteristics of the structures, the related construction costs and perform comparative analyzes with alternative technical solutions. Upon request, it is also possible to take advantage of technical assistance on site.

## TECHNICAL DATA

### U-BOOT CONE SINGLE H 30 cm


	Working dimensions*	cm	52 x 52
	Height H*	cm	30
	Foot height p	cm	0-5-6-7-8-9-10...15
	Spacer height d	cm	1
	Average piece weight	kg	2,250
	Piece volume**	m³	0,0611
	Pallet dimensions***	cm	110 x 110 x 251 h
	Pallet pieces***	pcs/PAL	420
	Pallet weight***	kg/PAL	958

\* Recyclable material is allowed a size tolerance of  $\pm 1,5\%$ .

\*\* The volume may vary depending on the pouring condition and the tolerance of the material.

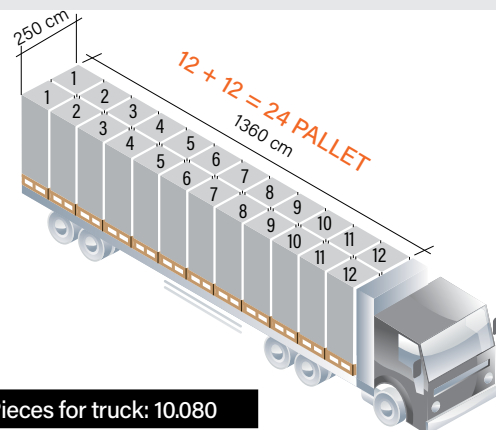
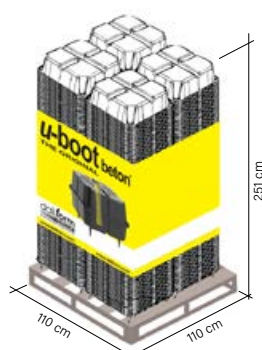
\*\*\* For production necessity the technical data can be change.

## TECHNICAL PACKING AND TRUCKING



1 pallet: 4 piles of 105 pieces

Pieces for pallet: 420



Pieces for truck: 10.080

## LABELLING

Each pallet is identified with:



A coloured band containing:  
the brand, a type image of the product,  
the Company name, the website and  
any warnings.



A label with the following informations: product's  
name and code, quantity, Certificate of the  
Environmental Compatibility, date of production, shift  
of production, n° of the worker, production line batch.

## CREDITS

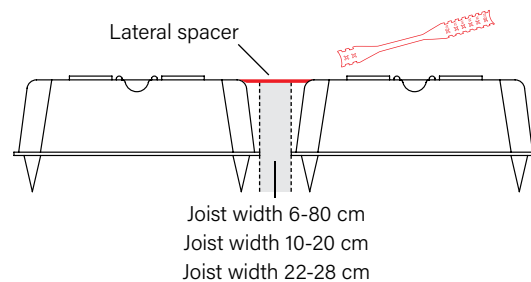
- Fire Resistance Certificate REI 180;
- Avis Technique;
- Certification of a Load Test on an Attic with U-Boot® Beton;
- Acoustic test according to the standard UNI EN ISO 140-6 - Laboratory measurements of the insulation footstep noise;
- Acoustic test according to the standard UNI EN ISO 140-3 - Laboratory measurements of the insulation of air-borne noise from building elements;
- Rupture load tests;
- Certificate of Environmental Compatibility (CCA).

The product does not fear the weather and can be stored outside. Take the utmost care to prevent the product from being deformed or overstressed during the unloading, storage and assembly. In case of disposal the product is totally recyclable.

## LATERAL SPACER



		6-8 cm	10-20 cm	22-28 cm
Length	cm	30	41,5	50
Average piece weight	kg/pcs	0,029	0,044	0,047
Pieces per box	pcs	500	400	300



## ACCESSORIES

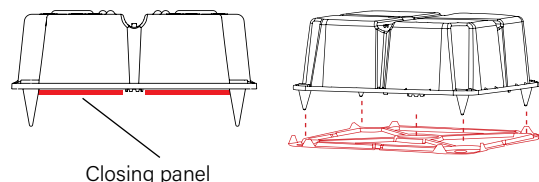
### CLOSING PANEL WITH 5 HOLES



Useful size	cm	52,5 x 52,5
Thickness	cm	0,2
Average piece weight	kg/pcs	0,560
Pieces per box	pcs	1.840*

Usable with U-Boot® Beton Cone Single with the central cone and incorporated feet.

\* On 20 and 40 feet containers, there are 1600 pieces per box.



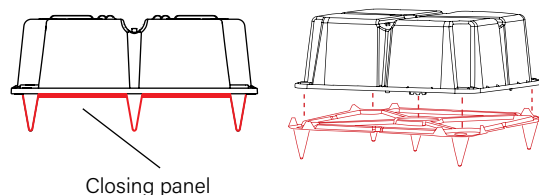
### CLOSING PANEL WITH 5 FEET



Useful size	cm	52,5 x 52,5
Thickness	cm	0,2
Average piece weight	kg/pcs	0,560*
Pieces per box	pcs	1.600

Usable with U-Boot® Beton Cone Single without the central cone and the incorporated feet.

\* Weight referring to the closing panel with foot h 5 cm. The information could change depending on the foot's height and the recycled material used.



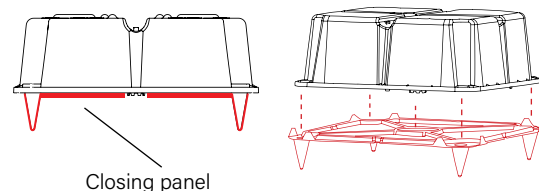
### CLOSING PANEL WITH 4 FEET AND A CENTRAL HOLE



Useful size	cm	52,5 x 52,5
Thickness	cm	0,2
Average piece weight	kg/pcs	0,570*
Pieces per box	pcs	1.600

Usable with U-Boot® Beton Cone Single with the central cone and without the incorporated feet.

\* Weight referring to the closing panel with foot h 5 cm. The information could change depending on the foot's height and the recycled material used.

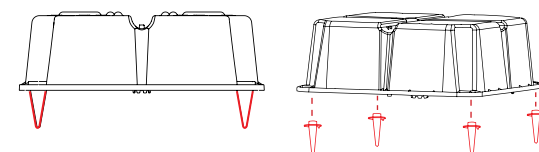


### UNMOVABLE FOOT from H.05 to H.20 cm



Useful size	H cm	from 05	to 20
Average piece weight	kg	from 0,014	to 0,048

To assemble individually, NOT above the existing.



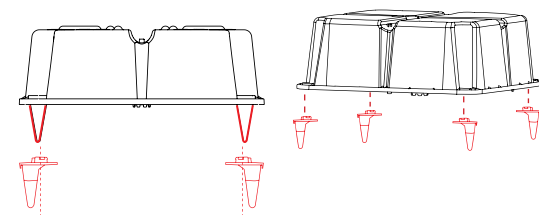
### MOVABLE FOOT from H.05 to H.20 cm



Useful size	H cm	from 05	to 20
Average piece weight	kg	from 0,026	to 0,048

To assemble individually, NOT above the existing.

Rotating the foot on itself the point of support on the ground changes, allowing the formwork to be positioned on the deck without interfering with the steel mesh possibly present.



**dali form**  
GROUP  
Building Innovation © Creatori dell'Iglù®

Tel. +39 0422 2083 - Fax +39 0422 800234  
export@daliform.com - www.daliform.com  
Via Postumia Centro, 49 - 31040  
Gorgo al Monticano (TV) - Italy



Certified Management System  
UNI EN ISO 9001 - UNI EN ISO 14001 - UNI EN ISO 45001 - SA8000



Member of  
GBC Italy



The information contained in this catalogue could be changed. Please request updated informations from DALIFORM GROUP, which reserves the right to make changes at any moment without notice. In consideration of recycled material, it is specified that there are tolerance margins caused by environmental factors.