

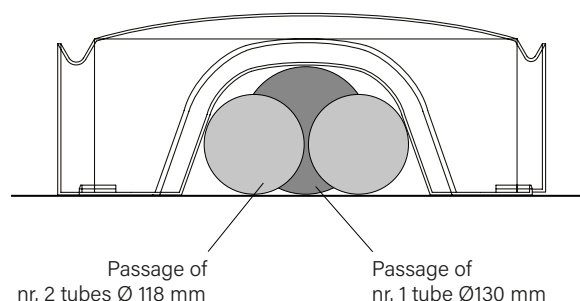
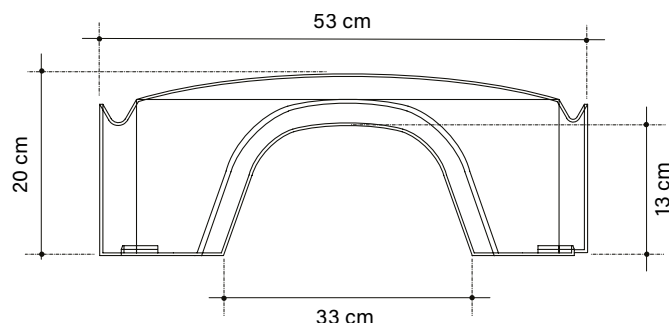
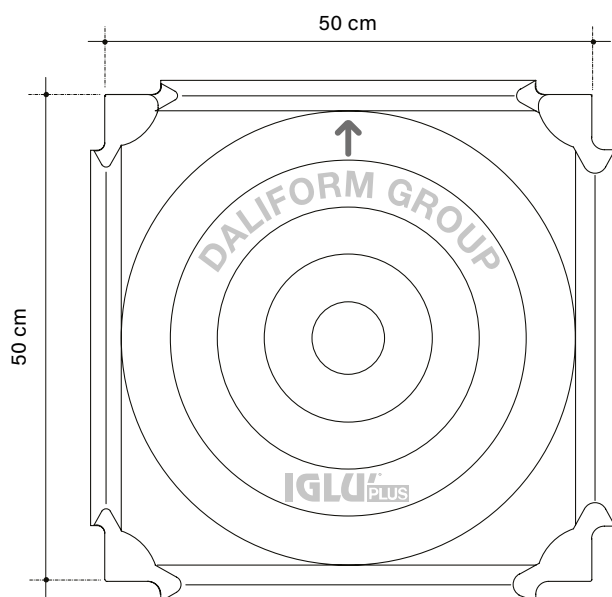
IGLÙ[®] PLUS H 20 cm



Ventilated under-floor cavities for civil and industrial buildings that are being built new or reconstructed.

- Urban infrastructure structures: squares, sidewalks, sports facility.
- Creation of an intermediate slab or roofing for cavities used for ventilation and the passage of systems.
- Rooms used for humidity and temperature control: drying cells, cold rooms, greenhouses, storage rooms and cellars.
- Underground pipes for the passage of utilities. Inspectionable cavities and pits.
- By filling it in simply with expanded clay, it can be used to create roof-top gardens.
- Underground ducts for the dispersion of water and for drainage.
- Overhead sidewalks for passenger loading and unloading or the creation of floating floors.
- Levelling height.

Made of ALAPLEN® CP30



The images are only for examples.
 Recyclable material is allowed a size tolerance of $\pm 1,5\%$.



0,035m³/m² Quantity (of concrete to the crown)

The volume may vary depending on the pouring condition and the tolerance of the material.

PRESSURES AT THE BOTTOM OF THE STRUCTURE

Iglu® Plus H 20

Loads ^[1] kN/m ²	Slab cm	Mesh Ø mm Meshcm x cm	Thickness of the lean concrete cm	Pressure at pillar base ^[2] MPa
18	4	Ø 5/ 25 x 25	5 10 15	0,166 0,080 0,048
55	5	Ø 6/ 15 x 15	10 15 20	0,220 0,129 0,085
110	8	Ø 8/ 20 x 20	15 20 25	0,250 0,164 0,115

^[1] Characteristic values

^[2] Project values (Ultimate SLU Limit State - Coefficients A1)

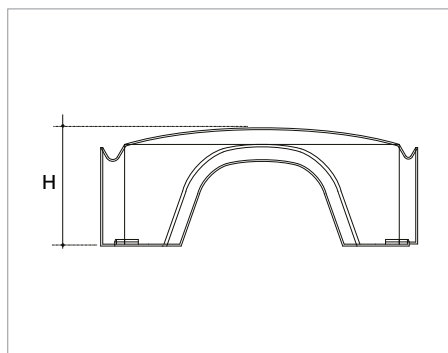
The table expresses, starting from the various examples of overload and of thickness (to be given to the slab), the pressures that would be applied to the feet of the structure, in relation to the (eventual) thicknesses of the lean concrete. The overload hypotheses are indicated in table as an example; the actual load capacity is far superior.

To know the exact values or sizing as shown in the project, contact the technical department.

The Technical Office is available to provide planning support both in the preliminary and in the executive phase to determine the technical characteristics of the structures, the related construction costs and perform comparative analyzes with alternative technical solutions. Upon request, it is also possible to take advantage of technical assistance on site.

TECHNICAL DATA

Iglu® Plus H 20



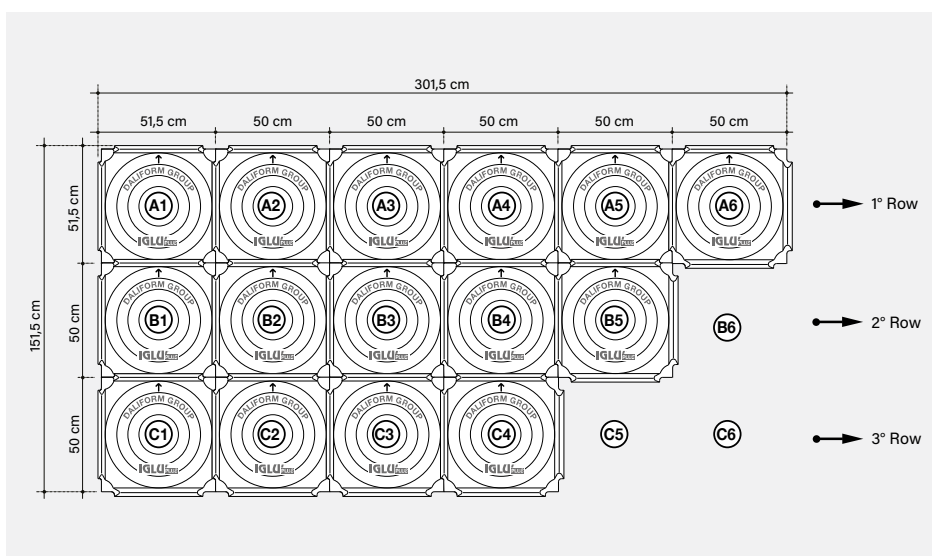
Useful size*	cm	50 x 50
Height* H	cm	20
Quantity of concrete to the crown**	m ³ /m ²	0,035
Average piece weight	kg	1,482
Pallet dimensions	cm	110 x 110 x 234
M ² pallet	m ² /PAL	75
Pieces per pallet***	pz/PAL	300
Pallet weight***	kg/PAL	457

* Recyclable material is allowed a size tolerance of $\pm 1,5\%$.

** The volume may vary depending on the pouring condition and the tolerance of the material.

*** For production necessity the technical data can be change.


DRY ASSEMBLY METHOD



! To ensure a correct installation and perfectly created under-floor cavity please refer to the product's usage requirements.

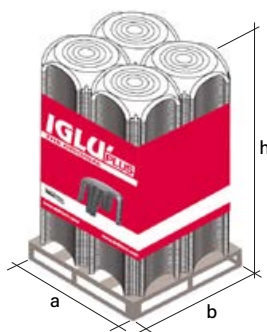
Dry-stone time-exposure: 80 m²/h

TECHNICAL PACKING AND TRUCKING



1 pallet: 4 piles of 75 pieces

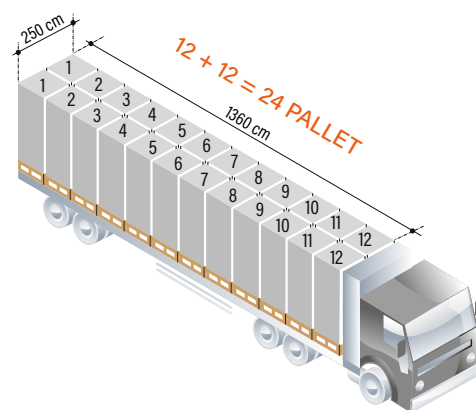
Pieces per pallet: 300



(a x b x h)

110 x 110 x 234

measurements are in cm



Pieces for truck: 7.200

LABELLING

Each pallet is identified with:



A coloured band containing:
the brand, a type image of the product,
the Company name, the website and
any warnings.



A label with the following informations:
product's name and code, quantity, Certificate
of the Environmental Compatibility, date of
production, shift of production, n° of the worker,
production line batch.

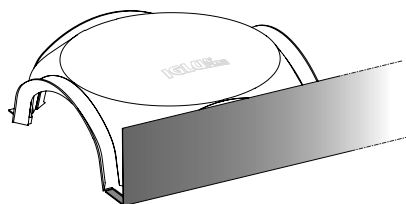
CREDITS

- Avis Technique;
- BBA;
- Declaration of Performance Conformity;
- Hygienic certificate;
- Acoustic check for verification of DIN standards;
- Rupture load tests;
- Productive process monitoring tests;
- Certificate of Environmental Compatibility.

The product does not fear the weather and can be stored outside. Take the utmost care to prevent the product from being deformed or overstressed during the unloading, storage and assembly. In case of disposal the product is totally recyclable.

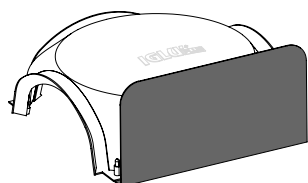
ACCESSORIES

L-PLAST CASTING STOP



Useful size	cm	205 x 18+7
Average piece weight	kg/pz	0,257
Quantity per package	ml	50

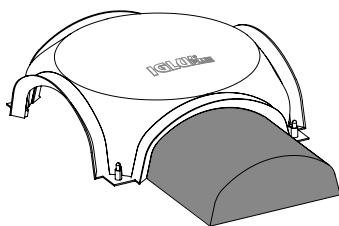
CASTING STOP PIBISop



Useful size	cm	26+5
Average piece weight	kg/pz	0,140
Quantity per package	pz	25

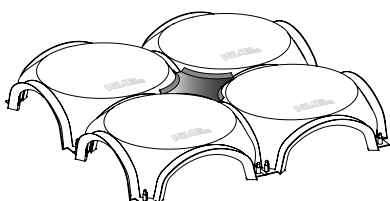
ACCESSORIES

POLYSTYRENE EXTENSION



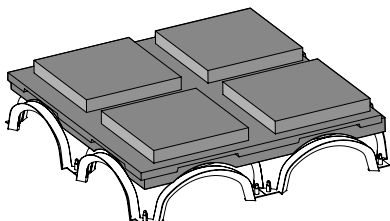
Width	cm	34,3
Depth	cm	min 10 / max 50
Height	cm	16,2

BETON UP



Useful size	cm	29 x 29
Average piece weight	kg/pz	0,284
Quantity per package	pz	100
Pallet dimensions	cm	110 x 120 x 175
	pz/PAL	2000
	kg/PAL	601

ISO IGLU'®



Useful size	cm	100x100
Average piece weight	kg/pz	1,25 / 1,70
Thickness	cm	3+5 / 3+10
Pieces per pallet	pz/PAL	16 / 12