

u-bootbeton®

H.16 cm SINGLE



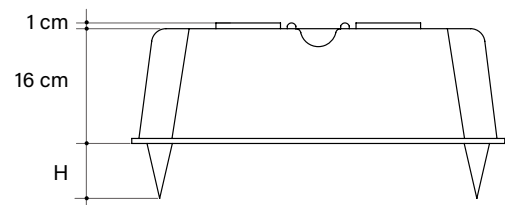
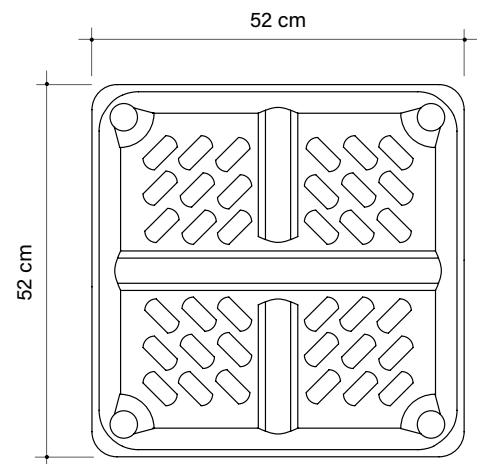
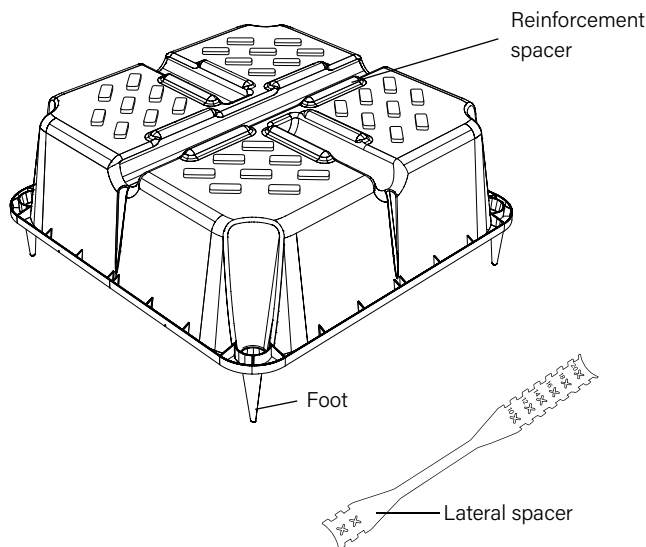
Made of ALAPLEN® CV30

Disposable formwork for the formation of bidirectional voided slabs (or foundation slabs).

This technology allows the easy formation of slabs with large spans and for heavy loads, with a completely flat soffit, as well as with the beams or the capitals of the structural grid contained within the thickness of the slab.

The formwork, immersed in the concrete casting, realizes a grid of perpendicular joists, closed, on top and bottom, by a flat plate. All of the stress should be transferred directly on the pillars, around which a full-concrete zone should be left.

U-Boot® Beton is the ideal solution for creating slabs with a large span and/or great load-bearing capacity: it is particularly suited for structures that require considerable open spaces, such as executive, commercial and industrial buildings as well as public, civil and residential structures. It allows a greater irregularity in the distribution of the pillars, not requiring the construction of beams.



The images are only for examples: reinforcement spacers can have different shapes and positions. Recyclable material is allowed a size tolerance of $\pm 1,5\%$.



kg 2,044 Average piece weight



m³ 0,0350 Piece volume

Installation times for single U-Boot® Beton: 35 m²/h

PARAMETER AND CONSUMPTION TABLE

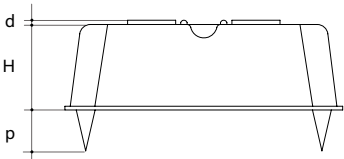
Feet H cm	Spacers H cm	Joist width cm	Joist centre distance cm	U-Boot® incidence	Concrete saving* m³/pcs	Concrete saving* m³/m²	Concrete consumption m³/m²
0-5-6-7-8-9-10	1	10	62	2,60	0,0350	0,091	0,069
0-5-6-7-8-9-10	1	12	64	2,44	0,0350	0,085	0,075
0-5-6-7-8-9-10	1	14	66	2,30	0,0350	0,081	0,080
0-5-6-7-8-9-10	1	16	68	2,16	0,0350	0,076	0,084
0-5-6-7-8-9-10	1	18	70	2,04	0,0350	0,071	0,089
0-5-6-7-8-9-10	1	20	72	1,93	0,0350	0,068	0,092

*As well as saving of concrete, the weight of the building will be lower (since the foundations and the structural grid are leaner).

The Technical Office is available to provide planning support both in the preliminary and in the executive phase to determine the technical characteristics of the structures, the related construction costs and perform comparative analyzes with alternative technical solutions. Upon request, it is also possible to take advantage of technical assistance on site.

TECHNICAL DATA

U-BOOT SINGLE H 16 cm


	Working dimensions*	cm	52 x 52
	Height H*	cm	16
	Foot height p	cm	0-5-6-7-8-9-10
	Spacer height d	cm	1
	Average piece weight	kg	2,044
	Piece volume**	m³	0,0350
	Pallet dimensions***	cm	110 x 110 x 254 h
	Pallet pieces***	pcs/PAL	440
	Pallet weight***	kg/PAL	912

* Recyclable material is allowed a size tolerance of $\pm 1,5\%$.

** The volume may vary depending on the pouring condition and the tolerance of the material.

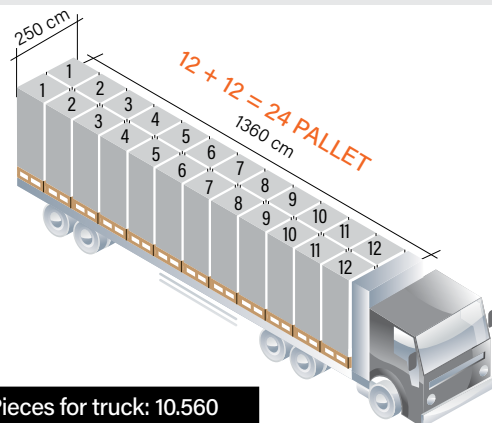
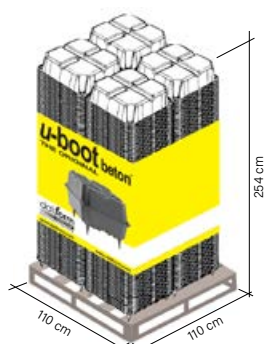
*** For production necessity the technical data can be change.

TECHNICAL PACKING AND TRUCKING



1 pallet: 4 piles da 110 pieces

Pieces for pallet: 440



Pieces for truck: 10.560

LABELLING

Each pallet is identified with:



A coloured band containing:
the brand, a type image of the product,
the Company name, the website and
any warnings.



A label with the following informations: product's
name and code, quantity, Certificate of the
Environmental Compatibility, date of production, shift
of production, n° of the worker, production line batch.

CREDITS

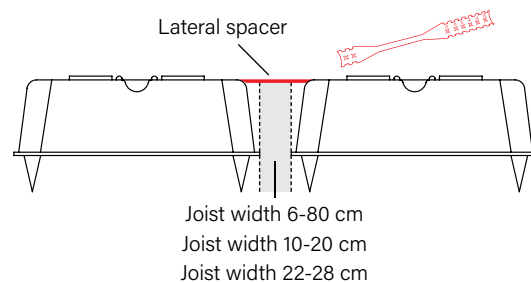
- Fire Resistance Certificate REI 180;
- Avis Technique;
- Certification of a Load Test on an Attic with U-Boot® Beton;
- Acoustic test according to the standard UNI EN ISO 140-6 - Laboratory measurements of the insulation footstep noise;
- Acoustic test according to the standard UNI EN ISO 140-3 - Laboratory measurements of the insulation of air-borne noise from building elements;
- Rupture load tests;
- Certificate of Environmental Compatibility (CCA).

The product does not fear the weather and can be stored outside. Take the utmost care to prevent the product from being deformed or overstressed during the unloading, storage and assembly. In case of disposal the product is totally recyclable.

LATERAL SPACER



		6-8 cm	10-20 cm	22-28 cm
Length	cm	30	41,5	50
Average piece weight	kg/pcs	0,029	0,044	0,047
Pieces per box	pcs	500	400	300



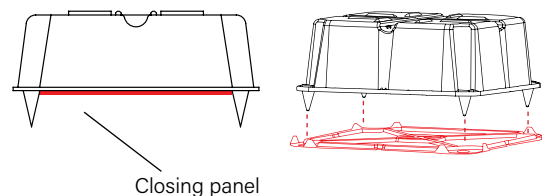
ACCESSORIES

CLOSING PANEL WITH 4 HOLES



Useful size	cm	52,5 x 52,5
Thickness	cm	0,2
Average piece weight	kg/pcs	0,560
Pieces per box	pcs	1.840*

Usable with U-Boot® Beton Single with incorporated feet.
* On 20 and 40 feet containers, there are 1600 pieces per box.

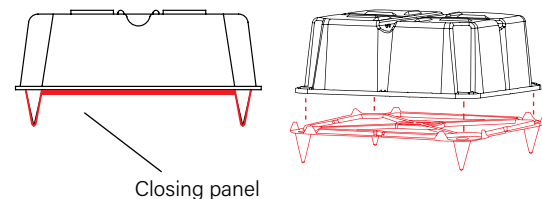


CLOSING PANEL WITH 4 FEET



Useful size	cm	52,5 x 52,5
Thickness	cm	0,2
Average piece weight	kg/pcs	0,560*
Pieces per box	pcs	1.600

Usable with U-Boot® Beton Single without incorporated feet.
* Weight referring to the closing panel with foot h 5 cm. The information could change depending on the foot's height and the recycled material used.

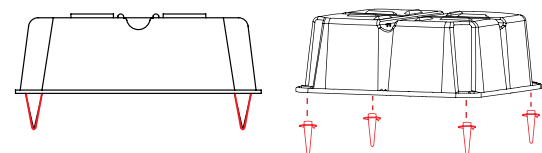


UNMOVABLE FOOT from H.05 to H.20 cm



Useful size	H cm	from 05 to 20
Average piece weight	kg	from 0,014 to 0,048

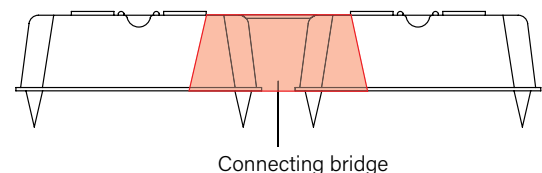
To assemble individually, NOT above the existing.



CONNECTING BRIDGE



Length	cm	16
Average piece weight	kg/pcs	0,651
Pieces per box	pcs	58



daliform
GROUP
Building Innovation © Creatori dell'Iglù®

Tel. +39 0422 2083 - Fax +39 0422 800234
export@daliform.com - www.daliform.com
Via Postumia Centro, 49 - 31040
Gorgo al Monticano (TV) - Italy



Certified Management System
UNI EN ISO 9001 - UNI EN ISO 14001 - UNI EN ISO 45001 - SA8000



The information contained in this catalogue could be changed. Please request updated informations from DALIFORM GROUP, which reserves the right to make changes at any moment without notice. In consideration of recycled material, it is specified that there are tolerance margins caused by environmental factors.